



ERUSD District LCAP Committee

Thursday, March 13, 2014



OBJECTIVE

- ◆ To establish a common understanding of the committee process and the LCAP.
- ◆ To begin to align ERUSD vision for students and the LCAP based on student achievement data.

Achieving Effective Collaboration

Standard Ground Rules

- + Start on time; end on time.
- + Silence electronic devices.
- + Adhere to the agenda.

Group Norms



Local Control Funding Formula (LCFF)

Why LCFF?

- + Response to several concerns:
 - + Former funding model was not predictive.
 - + Districts had too many restrictions on spending.
 - + Student achievement gap continues to remain.

Subgroup Components of LCFF

- + To meet the needs of:
 - + Low income
 - + English Learners
 - + Foster Youth

LCAP Committee Overview

Objective

- + Over the course four meetings, the Committee will develop a series of broad-based policy recommendations to increase student success at ERUSD.
- + These recommendations will be presented to the Superintendent and the Board of Education as the proposed “guiding principles” for the Local Control Accountability Plan, a critical part of California’s new educational funding system.
- + With the Board serving as the official governing entity, the Committee will act as an advisory body to it.

Tentative Tasks

- + Establish a common understanding of the committee process and LCAP. Begin aligning district vision to LCAP.
- + Review the results of the district-wide LCAP survey and student achievement data.
- + Generate ideas and priorities from the survey results. Formulate tentative policy recommendations based on data.
- + Finalize policy recommendations with next action steps, and prepare for presentation to the Board.

Local Control Accountability Plan (LCAP)

Why LCAP?

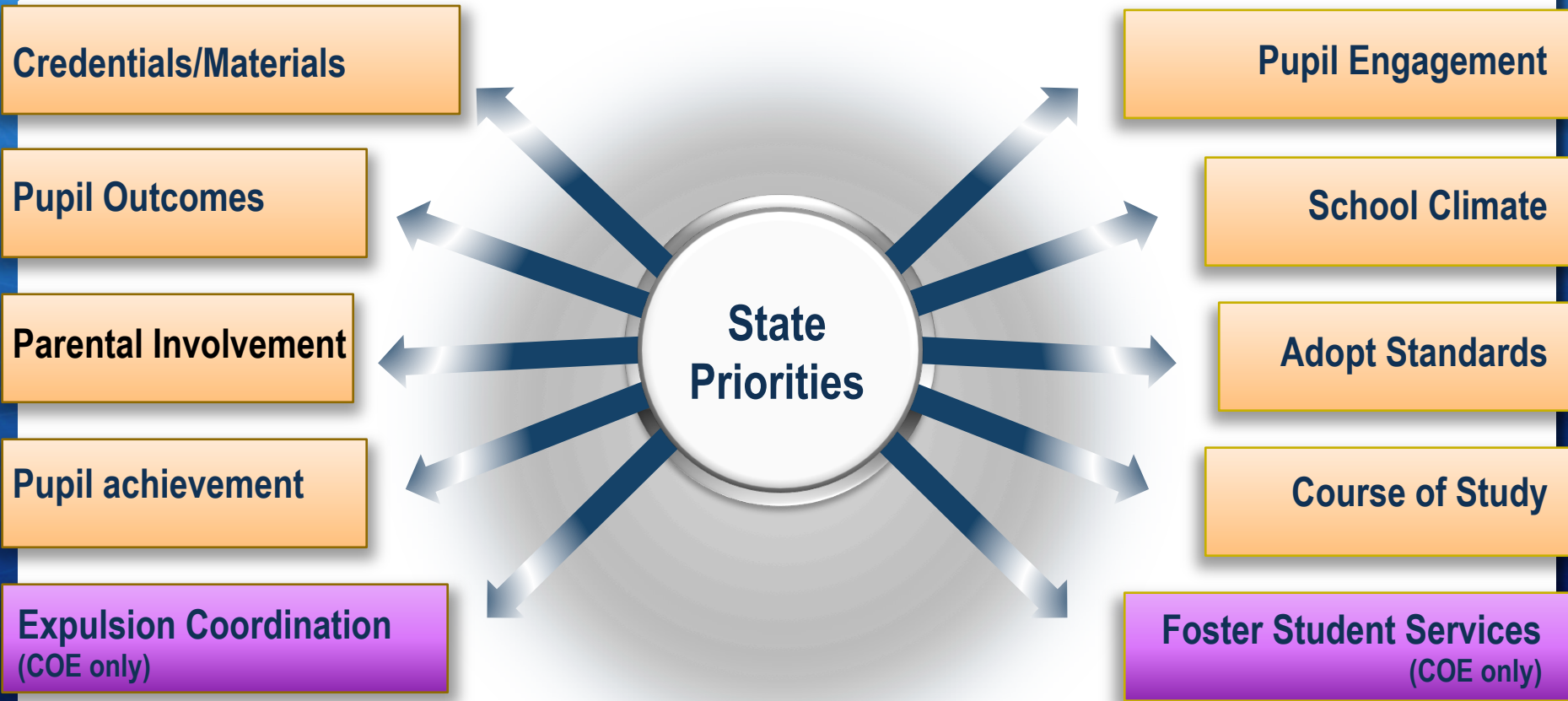
- + LCAP is the plan that reflects a district's programmatic and budgetary priorities.
- + LCAP provides a framework around 8 state priorities.
- + LCAP provides a plan and process that ensures stakeholder input, provides accountability, and addresses needs of students.

LCAP State Timeline

- + January 2014 – LCFF “Emergency” Rules & Regulations & LCAP Guidance Provided
- + March 2014 – LCAP Template Available
- + March – May 2014
 - + Parent Advisory Committee
 - + Public Hearing
 - + Local District Board Approval
 - + Approval of district final budget
- + July 1, 2014 – District LCAP due to CDE
- + August 2014 – Feedback from CDE re: LCAP
- + October 2014 – CDE Evaluation & Approval Begins



Eight State Priorities



Three Categories for LCAP Planning

- + The proposed LCAP template groups the eight state priorities into three categories for planning purposes

Conditions of Learning

Pupil Outcomes

Engagement

- + LCAP planning requires the collection of data we will use to inform plan goals and actions.

LCFF & LCAP Annual Goals

Annual goals must be set for *all* students and for *each* subgroup:

- Ethnic subgroups
- Socioeconomically disadvantaged students
- English learners
- Students with disabilities
- Foster Youth

Supplemental Concentration Grant/ Student Population

El Rancho Unified School District 2013-2014

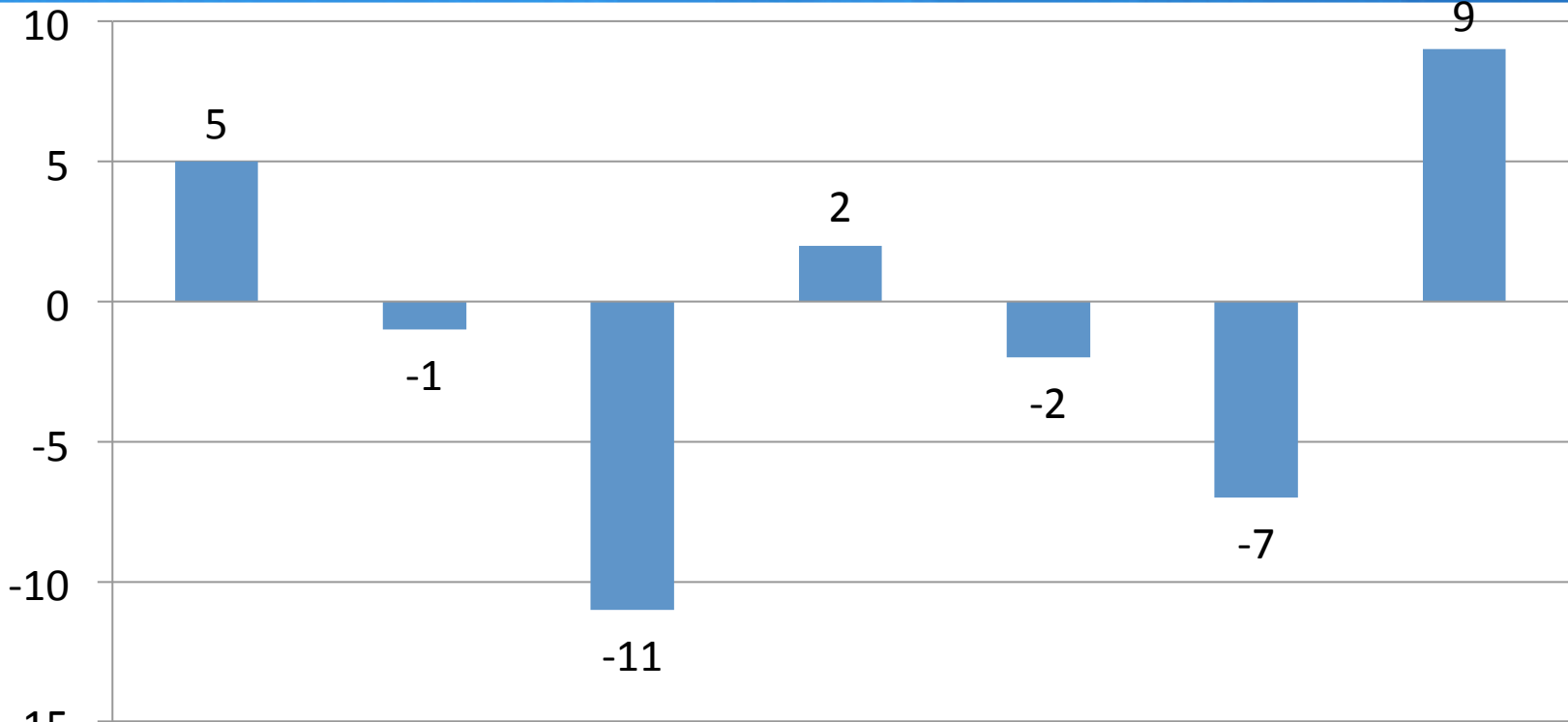
Free and Reduced	82.6%
English Learners	22.9%
GATE Students	6.7%
Special Education	10.8%
Foster Youth	101 Students

CalPads, Fall 1, 2013

Academic Performance Index (API) Results

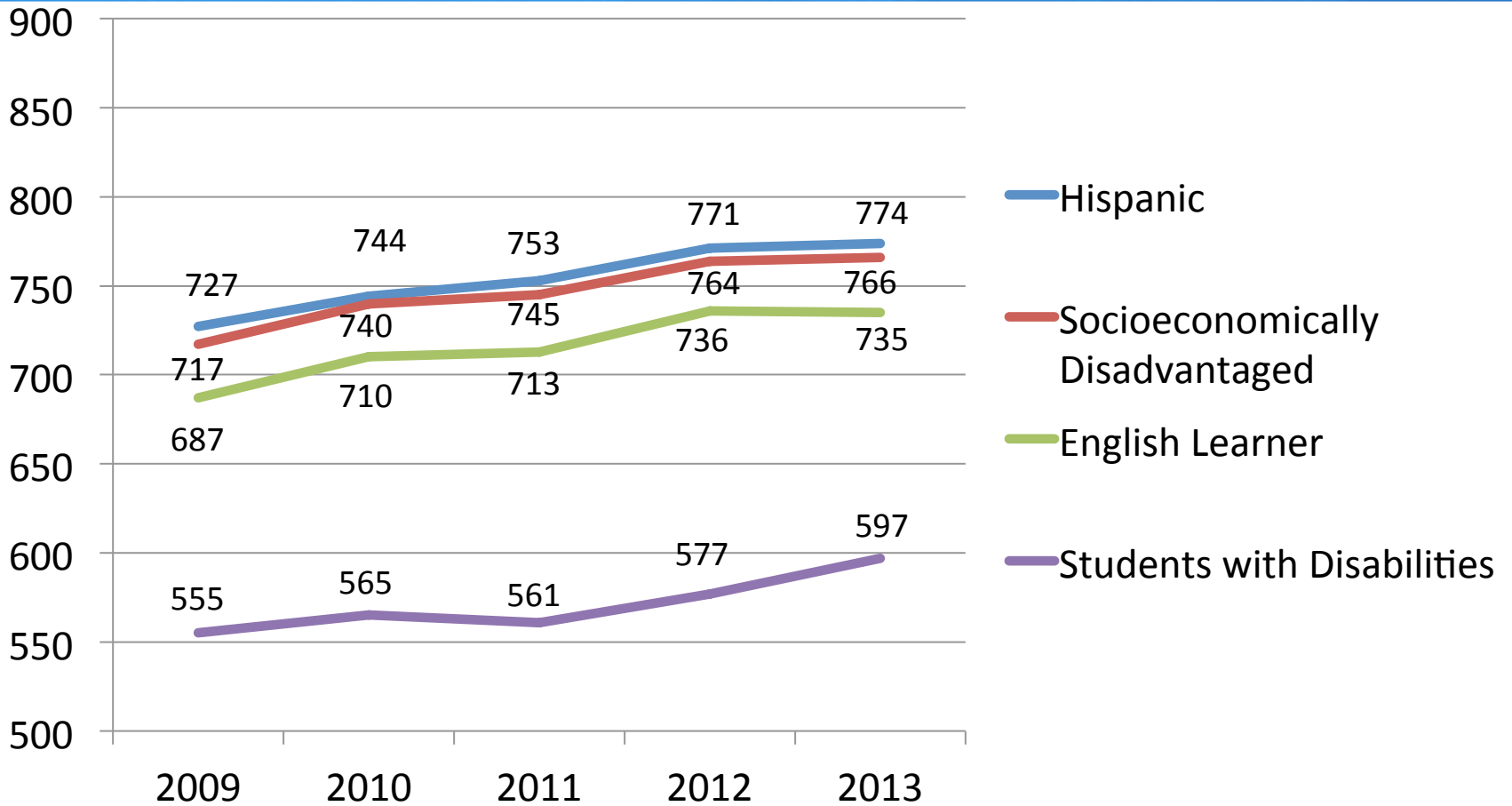
2009	2010	2011	2012	2013
719 (Base)	727 (Base)	745 (Base)	753 (Base)	773 (Base)
728 (Growth)	745 (Growth)	753 (Growth)	771 (Growth)	775 (Growth)
+9	+18	+8	+18	+2

API Growth: Base 2012 to Growth 2013



	Downey	El Monte City	El Monte Union	El Rancho	Montebello	Whittier City	Whittier Union
District	5	-1	-11	2	-2	-7	9

ERUSD Subgroup API



Early Literacy Performance

- + **45%** of **Grade 2** students are Proficient or Advanced on the 2013 CST in English Language Arts.
- + **33%** of **Grade 3** students are Proficient or Advanced on the 2013 CST in English Language Arts.
- + **19%** of **Grade 3** students in ERUSD are Proficient or Advanced on the 2013 District Benchmark 3 in English Language Arts.
 - + 14.57% proficient and above in Reading Comprehension.
 - + 50.71% proficient and above in Word Analysis.

Mathematics Performance

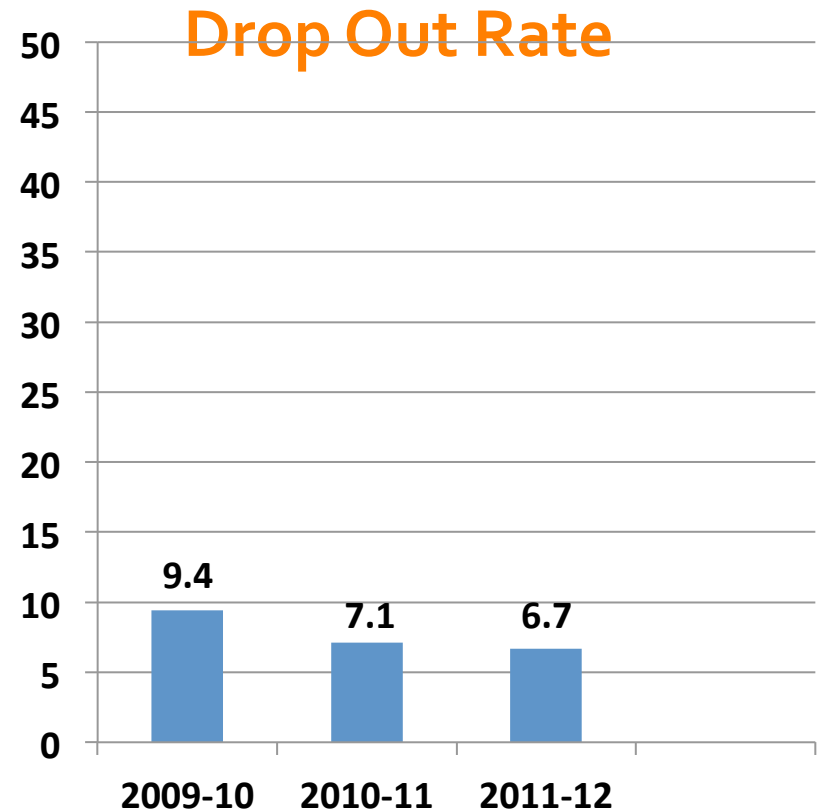
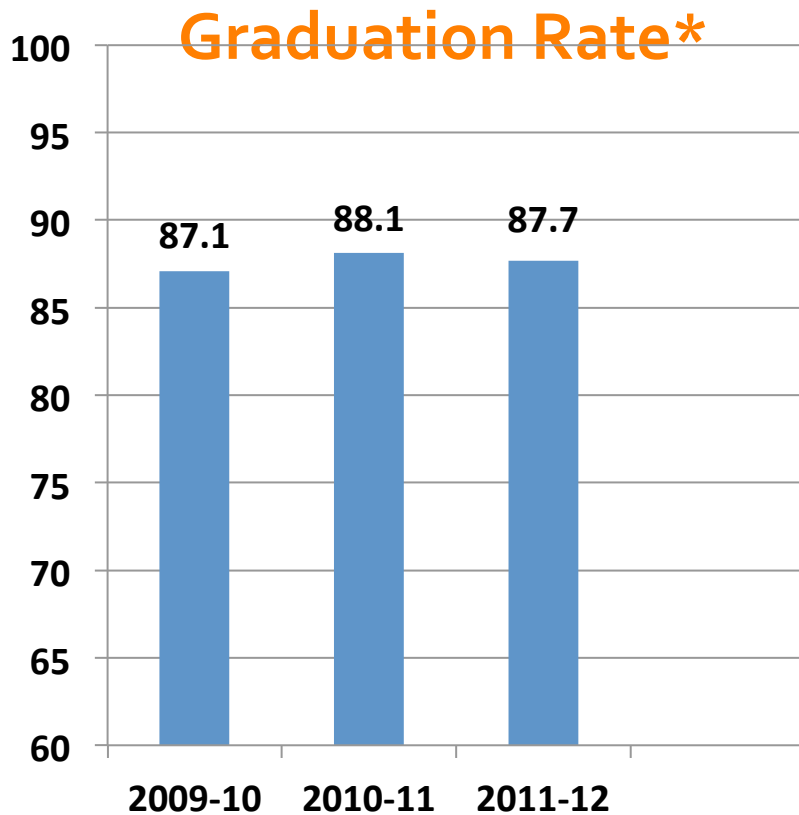
- + **60%** of **Grade 5** students scored Proficient or Advanced on the 2013 CST in Mathematics.
- + **53%** of **Grade 6** students scored Proficient or Advanced on the 2013 CST in Mathematics.
- + **52%** of **Grade 8** students scored Proficient or Advanced on the 2013 Algebra 1 CST.

Let's Talk!



- + How can ERUSD help more students do well in their classes?
- + How can ERUSD help our parents become more involved in our schools?

ERUSD Graduation & Drop Out Rates



**4-Year Cohort Rate; 90% Target; 2011-12 latest available*

ERUSD Graduation Rates*

ERUSD: 87.7% (California: 78.9%; LA County: 75.1%)

Hispanic	87.9%
Socioeconomically Disadvantaged	86.3%
English Learners	74.5%
Special Education	61.6%

**4-Year Cohort Rate; 90% Target; 2011-12 latest available*

12th Grade Graduates Completing UC/CSU Required Courses

	2009-2010	2010-2011	2011-2012
ERUSD	30.1%	33.5%	37.4%
LA County	43.0%	38.2%	39.6%
California	36.3%	36.9%	38.3%

Let's Talk!



- + How can ERUSD help more students to graduate from high school?
- + How can ERUSD help our students prepare for college and career?

ERUSD Student Attendance Trends

- + Current student enrollment as of 3/14/14 = **8,933** students
- + Overall District student attendance is at **95.8%**.
- + Average District student attendance rate history:

2009-10	2010-11	2011-12	2012-13	2013-14
95.86%	96.37%	96.37%	95.18%	95.80% (Dec. 2013)

ERUSD Student Discipline Trends

Suspension Totals

	2009-10	2010-11	2011-12	2012-13	2013-14
Elementary	2,080	451	393	289	60
Middle School	1,011	824	441	470	45
High School	745	884	543	1,154	66
SEBS	8	12	18	12	4
Total	3,844	2,171	1,395	1,322	175

ERUSD Student Discipline Trends

Expulsions

	2009-10	2010-11	2011-12	2012-13	2013-14
Suspended Expulsions	23	29	15	12	4
Alternative Education	17	22	10	9	4
Total	40	51	25	21	8

Let's Talk!



- + How can ERUSD help more students to attend school regularly?
- + How can ERUSD help our students prepare for college and career?

LCAP Survey Results

<https://sites.google.com/a/erusd.org/erusd-lcap/?pli=1>

LCAP Survey: Narrative Themes

- + **Extended Learning Opportunities:**
Tutoring, Summer School
- + **Enrichment Opportunities:** Technology, GATE, Visual and Performing Arts
- + **Increased Career Electives:** CTE, ROP, Pathways
- + **Adult Classes:** ELD, Citizenship

The Three LCAP Plan Elements

SECTION 1: STAKEHOLDER ENGAGEMENT



SECTION 2: GOALS AND
PROGRESS INDICATORS

SECTION 3: ACTIONS, SERVICES,
AND EXPENDITURES

ERUSD Areas of Focus

- + Improving academic performance
- + Closing the achievement gap
- + College and Career Readiness
 - + Implementation of Common Core Standards
 - + Creating 21st Century Learning |



Gathering Input

1. Each small group will focus on an assigned priority area: Conditions of Learning, Pupil Outcomes, Engagement.
2. Given the data, develop 1-2 goals that would strengthen student performance.
3. Each group will rotate to discuss and add to the previous groups recommendations.
4. Review as a group initial draft.

Next Steps...

- + Identify task for next meeting.
- + Establish meeting calendar.
- + Q & A

